



JIE Website



JIE USA




Established in 1988, JIE has been insisting on manufacturing a great reducer in 100 years, aiming to build a century-old enterprise with its craftsmanship.

JIE serves global market with intelligent drive solutions incl. gear units, motors, inverters, sensors and Internet of Things. JIE is committed to providing great products for great partners across the world.

With the core strategy of "Specialization, Intelligence and Globalization", JIE is dedicated to the innovation and application of industry 4.0 technologies incl. intelligent plants, intelligent products, intelligent services, intelligent experiences, intelligent talents, etc.

JIE, a provider of Intelligent Drive Solutions!



JIE DRIVE



### HANGZHOU JIE DRIVE TECHNOLOGY CO.,LTD.

Add : No.1, JIE Road, Hangzhou Airport Economic Zone, Xiaoshan, 311223, Hangzhou, P.R. China

Tel : +86 571 8299 1111 400 114 1111

Call Center : +86 571 8299 2222

Fax : +86 571 8299 3333

E-mail : [jie@jie.com.cn](mailto:jie@jie.com.cn)

Web : [www.jie.com.cn](http://www.jie.com.cn) [www.jiedrive.com](http://www.jiedrive.com)

### JIE USA, INC.

Add : 493 Mission St. Carol Stream IL 60188 USA

Tel : +1 630 580 9986








































E-mail: [info@jie-drives.com](mailto:info@jie-drives.com)

Web : [www.jie-drives.com](http://www.jie-drives.com)



## JIE Drive Product Catalogue



<p><b>JRT GEAR UNITS &amp; GEARMOTORS</b></p>	 <p><b>JRTR</b> Helical Inline Gearmotors Size:17-187 Ratio:3.37-289.74 Input power:0.12-250kW Output torque:2.4-56494Nm</p>	 <p><b>JRTF</b> Parallel Shaft-Helical Gearmotors Size: 37-167 Ratio:3.77-281.71 Input power:0.12-250kW Output torque:3.5-37125Nm</p>	 <p><b>JRTK</b> Helical-Bevel Gearmotors Size:37-187 Ratio:3.98-197.37 Input power:0.12-200kW Output torque:10-62800Nm</p>	 <p><b>JRTH</b> Helical-Worm Gearmotors Size:37-97 Ratio:6.8-288 Input power:0.12-22kW Output torque:10-4900Nm</p>	 <p><b>JRTRX</b> Gearmotors Size: 57-107 Ratio: 1.3-8.65 Input power:0.12-45kW Output torque: 1.4-990Nm</p>
<p><b>JRH INDUSTRIAL GEAR UNITS</b></p>	 <p><b>JRHH</b> Parallel Shaft Gear Units Size:3-28 Ratio:1.25-450 Input power:4.3-10515kW Output torque:2300-1400000Nm</p>	 <p><b>JRHB</b> Helical-Bevel Gear Units Size:4-28 Ratio:5-400 Input power:2.8-4908kW Output torque:5500-1400000Nm</p>	 <p><b>JRHD</b> Bucket Elevator Gear Units Size:5-16 Ratio:25-71 Input power:16-1305kW Output torque: 11000-173000Nm</p>	 <p><b>JRHO</b> Palm Oil Gear Units Size: 310 Ratio:56、80 Input power:106、141kW Output torque:75000Nm</p>	 <p><b>JRHA</b> Air-Cooled Gear Units Size:166 Ratio:14 Input power:228kW Output torque:21000Nm</p>
<p><b>JRP PLANETARY GEAR UNITS</b></p>	 <p><b>JRP</b> Planetary Gear Units Size:9-36 Ratio:25-4000 Input power:0.4-12934kW Output torque:22000-2600000Nm</p>	 <p><b>JRP</b> Planetary Gear Units Size: 01-8 Ratio:3.08-3460 Input power:0.02-192kW Output torque:1000-13000Nm</p>	 <p><b>JRPH</b> Planetary Gear Units Size: 08-100 Ratio: 3.4-2000 Input power:75-250kW Output torque: 8000-100000Nm</p>	 <p><b>VR</b> Coaxial Planetary Gear Units Ratio: 3-100 Backlash: 1-3/3-5/5-7/3arc-min Torque: 6-3300Nm</p>	 <p><b>EV</b> Bevel Helical Gear Units Ratio: 3-100 Backlash: 4-9/6-11arc-min Torque: 12-1920Nm</p>
<p><b>JRW WORM GEAR UNITS</b></p>	 <p><b>JRW</b> Worm Gears Size:30-150 Ratio:7.5-100 Input power:0.1-25.8kW Output torque:13-1550Nm</p>	 <p><b>JRWD</b> Worm Gears Size:25-150 Ratio:7.5-100 Input power:0.06-15kW Output torque:2.6-1760Nm</p>	 <p><b>JRWND</b> NEMA Worm Gears Size:30-150 Ratio: 7.5-100 Input power: 0.06-15kW Output torque: 2.6-1760Nm</p>	 <p><b>WPA</b> Worm Gears Size:40-250 Ratio:10-60 Input power:0.12-33.2kW Output torque:19-2745Nm</p>	 <p><b>WPW</b> Worm Gears Size: 40-250 Ratio: 10-60 Backlash: 0.12-33.2kW Torque: 6-3025Nm</p>
<p><b>JD THREE PHASE ASYNCHRONOUS MOTORS</b></p>	 <p><b>JD</b> IEC Standard Motors Size:63-315 Power:0.12-200kW Efficiency: IE2、IE3、IE4 (0.75-200kW)</p>	 <p><b>JDP</b> Motors Size:63-315 Power:0.12-200kW Efficiency: IE2、IE3、IE4 (0.75-200kW)</p>	 <p><b>JDN</b> NEMA Standard Motors Size:63-180 Power: 0.12-22kW Efficiency: IE2、IE3、IE4</p>	 <p><b>JDB</b> Explosion-Proof Motors Size 80-315 Power:0.75-200kW Explosive-Proof Grade: Exib II BT4 Efficiency:IE2、IE3</p>	 <p><b>JDC</b> Servo Motors Size: 30-90 Power: 0.4-7.5kW Rated torque: 1.27-48Nm</p>
<p><b>JC INTELLIGENT DRIVE SOLUTIONS</b></p>	 <p><b>JC</b> Intelligent Drive Solutions Industrial Drive Solutions incl Reducers, Motors, Converters, Sensors, Internet of Things, etc.</p>	 <p><b>JCI</b> Intelligent Monitoring System Monitoring Items: Vibration, Temperature, Humidity, Air Pressure, Voltage, Current, geographical location, etc.</p>	 <p><b>JCM</b> Converter &amp; Gearmotor Integrated System Size:004-0075 Power:0.4-7.5kW Ingress Protection: IP54-IP65 Input Power: 3AC380-440V Output Frequency: 0-200Hz</p>	 <p><b>JCF</b> Frequency Converters Size: 0075-0550 Power: 0.75-55 kW Output Frequency: 0-200Hz Carrier Frequency: 8-32kHz</p>	 <p><b>JCS</b> Servo Drivers Size: FSA/FSB/FSC Power: 0.4-7.5kW Input Power: 1AC 22V/3AC 380V</p>
<p><b>OPTIONAL DRIVES</b></p>	 <p><b>JRESR</b> Stainless Steel Helical Gearmotors Size:37-67 Ratio:3.41-199.81 Input power:0.18-7.5kW Output torque: 26-670Nm</p>	 <p><b>JRESK</b> Stainless Steel Helical-Bevel Gearmotors Size:37-67 Ratio:3.98-145.14 Input power:0.18-5.5kW Output torque:12-910Nm</p>	 <p><b>JRESS</b> Stainless Steel Worm Gears Size:40-90 Ratio:7.5-100 Input power:0.09-4kW Output torque:19-458Nm</p>	 <p><b>JRSS</b> Screw Lifter Size: 35-150 Ratio:5-40 Input power: 0.19-16.3kW Lift Capacity: 500-26050Kg</p>	 <p><b>JRSM</b> Spiral Bevel Right Angle Gearmotors Size:2-25 Ratio:1-5 Input power:0.014-335kW Input speed: 10-1450r/min</p>
	 <p><b>JRGC</b> Transfer Case Size:0401、1501 Ratio:0.589、0.659、0.756、0.825 Max Output Torque (Pump):1390N.m Max Output Torque (Working Shift):40000Nm</p>	 <p><b>JTA</b> Shaft Mounted Gear Units Size: 80/90-100/120 Ratio: 5-31.5 Power: 11-45kW Torque: 6600-10500Nm</p>	 <p><b>JEC</b> Escalator Reducer Size:2-15、2-25 Ratio:24.5 Efficiency:≥96% Working lift:146000h Output torque: 3530-5150Nm</p>	 <p><b>JN</b> Agricultural Machinery Gear Units Ratio:0.364-2.33 Input speed:800r/min Efficiency:≥96%</p>	 <p><b>JIE Intelligent Drive Solution Provider</b> For more products, please contact JIE.</p> <p>JIE Drive Product Catalogue</p>




## Platform Products of JIE Intelligent Drive

Standardizing the products to realize platformization, Standardizing the technologies to realize automation, Standardizing the processes to realize informatization.



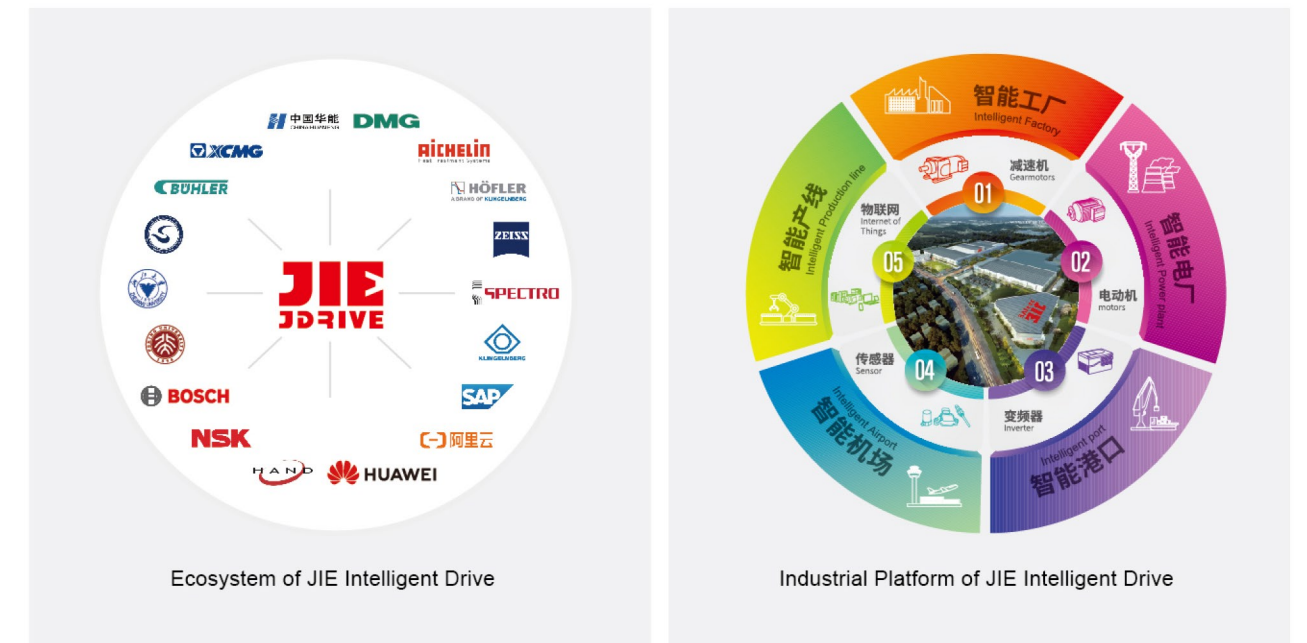
## An application case of JIE Intelligent Drive Solutions

Projects Drive Solutions incl. Intelligent Planning Logistics, Intelligent Plant of Gear Housings, Intelligent Plant of Gears, Intelligent Plant of Motors, Intelligent Plant of Assembly, Intelligent Tests, etc.




## JIE Intelligent Drive Project

Intelligent Plants + Intelligent Products + Intelligent Services, to promote lean production and build intelligent plants, and to build industrial alliances and achieve win-win cooperation.



## Industrial application cases of JIE Intelligent Drive Solutions

JIE Industrial Drive Solutions for New Manufacturing, Clothing, Food, Residence, Traveling, Energy, Transportation, etc.





## JIE Intelligent Drive Industrial Zone

Production Area: No.1 Plant, No.2 Plant, No. 3 Plant, Wanjie Plant, No. 5 Plant;  
Office Area: Building A Business Center, Building B Innovation Center, Building C Operation Center;  
Living Area: Artisans Building, Elites Building, Lean Building.



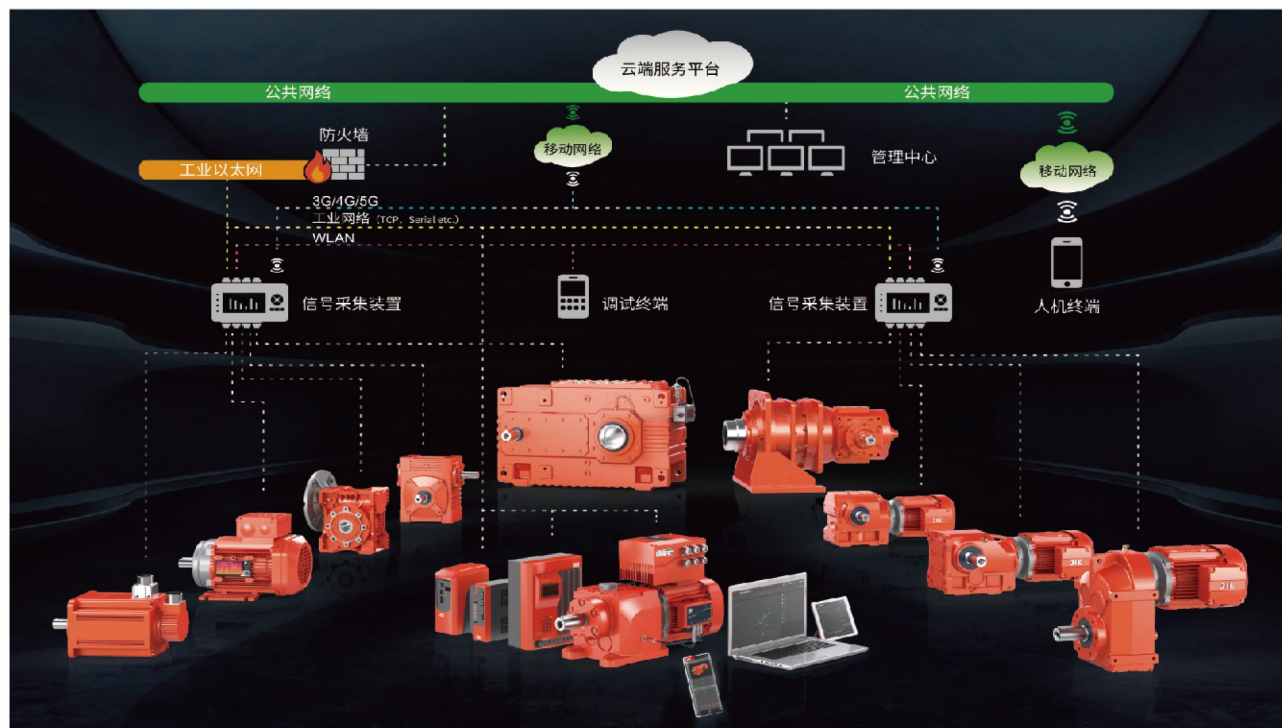
## JIE Platform integrated with research, production, supply, marketing and service

A whole-process ecosystem, A multi-system data center and an integrated industrial brain.



## JIE Intelligent Drive Solutions Provider

JIE Intelligent Drive Project, which applies intelligent products to build intelligent plants and produce intelligent products, to serve the customers with intelligent products, intelligent services and intelligent experience, has realized a journey of intelligent manufacturing, intelligent operation & maintenance monitoring for a reducer.



## JIE Beautiful Plants

To build a small but excellent company of "Environment-friendly, Sustainable and Global service".

